

## Open Ended Equity Schemes

Canara Robeco Equity Diversified  
Canara Robeco Emerging Equities  
Canara Robeco Fortune'94  
Canara Robeco Infrastructure  
Canara Robeco Expo  
Canara Robeco Nifty Index

## Open Ended Balanced Schemes

Canara Robeco Balance  
Canara Robeco Balance II

## Open Ended Debt Schemes

Canara Robeco CIGO  
Canara Robeco Income

## Open Ended ELSS Scheme

Canara Robeco Equity Tax Saver

## Open Ended Gilt Scheme

Canara Robeco Gilt PGS



# Key Information Memorandum and application forms

Offer for Units of face value Rs.10 per unit at NAV linked prices.

This Key Information Memorandum (KIM) sets forth concisely the information, which a prospective investor ought to know before investing. For further details of the Scheme / Mutual Fund, Due Diligence Certificate by the AMC, Key Personnel, Investors' Rights and Services, Risk Factors, Penalties and Pending Litigation, Associate Transactions etc. Investors should, before investment, refer to the Offer Document available free of cost at any of the Branch Offices or Distributors or from the website [www.canararobeco.com](http://www.canararobeco.com)

The scheme particulars have been prepared in accordance with Securities and Exchange Board of India (Mutual Funds) Regulations 1996, as amended till date, and filed with Securities and Exchange Board of India (SEBI). The units being offered for public subscription have not been approved or disapproved by the Securities and Exchange Board of India nor has Securities and Exchange Board of India certified the accuracy or adequacy of this Key Information Memorandum.

# Registrar and transfer agents

## Please contact for investor grievances

### Canara Robeco Mutual Fund

Construction House, 4th Floor,  
5, Walchand Hirachand Marg,  
Ballard Estate, Mumbai 400 001.

Tel. No. (022) 22621371, 66585000 - 5010

E-mail : [crmf@canararobeco.com](mailto:crmf@canararobeco.com) website : [canararobeco.com](http://canararobeco.com)

Or

Any branch office

(details furnished on the last page)

### Registrar & Transfer Agents for Canara Robeco Equity Diversified Canara Robeco Expo Canara Robeco TaxSaver Canara Robeco Nifty Index Canara Robeco Income Canara Robeco Balance Canara Robeco CIGO

M/s. Canbank Computer Services Ltd.

IV, Naveen Complex, 14, M. G. Road  
Bangalore 560 001.

Tel : (080) 2532 0541/42/43

Fax : (080) 2532 0544

E-mail : [canbank\\_computer@dataone.in](mailto:canbank_computer@dataone.in)

### Registrar & Transfer Agents for Canara Robeco Balance II Canara Robeco Fortune '94

M/s. Karvy Computershare Pvt. Limited  
"Karvy Plaza" H. No. 8-2-596 Avenue 4

Street No. 1 Banjara Hills

Hyderabad - 500 034.

Tel No.: (040) 23394436, 23397901,  
23312454, 23320751/752

Fax No.: (040) 23311968

Email : [crmf@karvy.com](mailto:crmf@karvy.com)

### Registrar & Transfer Agents for Canara Robeco Emerging Equities Canara Robeco Infrastructure

Computer Age Management Services Pvt. Ltd.

178/10 K.H. Road, Opp. Palmgroove Hotel

Nungambakkam, Chennai 600 034.

Tel No.: (044) 39115574, 39115583

Email : [enq\\_n@camsonline.com](mailto:enq_n@camsonline.com)

### Registrar & Transfer Agents for Canara Robeco Gilt PGS

Canara Robeco Asset Management Company Ltd.

Construction House, 4th Floor

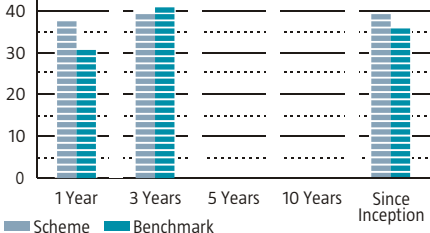
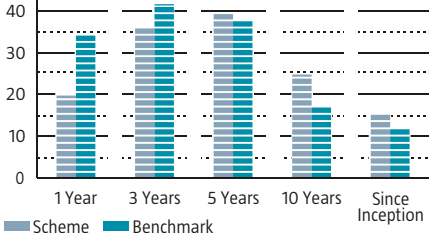
5, Walchand Hirachand Marg

Ballard Estate, Mumbai 400 001.

Tel. No. (022) 22621371, 66585000 - 5010


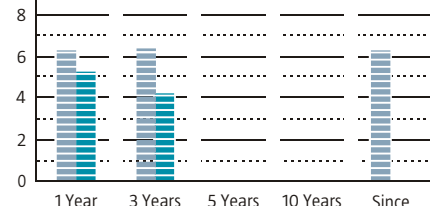
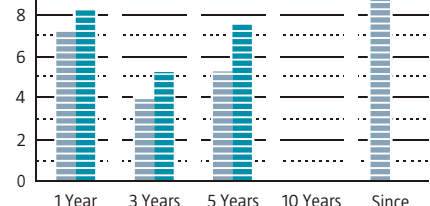
Email : [crmf@canararobeco.com](mailto:crmf@canararobeco.com)

Scheme	Canara Robeco CIGO	Canara Robeco Balance																																																						
Type & Category	Open Ended Debt Scheme	Open Ended Balance Scheme																																																						
Investment Objective	To generate income by investing in a wide range of debt securities and money market instruments of various maturities and risk profile and a small portion of investments in equities and equity related instruments.	To generate income/capital appreciation through a low risk strategy by investment in Debt Securities and Money Market Instruments.																																																						
Asset Allocation Pattern of the Scheme	<table border="1"> <thead> <tr> <th rowspan="2">Instruments</th> <th colspan="2">% of Investible Funds (Indicative)</th> </tr> <tr> <th>Min</th> <th>Max</th> </tr> </thead> <tbody> <tr> <td>Equity and Equity related</td> <td>10</td> <td>25</td> </tr> <tr> <td>Debt (including securitized Debt with MMI)</td> <td>75</td> <td>90</td> </tr> </tbody> </table>	Instruments	% of Investible Funds (Indicative)		Min	Max	Equity and Equity related	10	25	Debt (including securitized Debt with MMI)	75	90	<table border="1"> <thead> <tr> <th rowspan="2">Instruments</th> <th colspan="2">% of Investible Funds (Indicative)</th> </tr> <tr> <th>Min</th> <th>Max</th> </tr> </thead> <tbody> <tr> <td>Equity and Equity Related</td> <td>0</td> <td>60</td> </tr> <tr> <td>Debt ( Including Securitized Debt and Money Market Instruments )</td> <td>0</td> <td>60</td> </tr> </tbody> </table>	Instruments	% of Investible Funds (Indicative)		Min	Max	Equity and Equity Related	0	60	Debt ( Including Securitized Debt and Money Market Instruments )	0	60																																
Instruments	% of Investible Funds (Indicative)																																																							
	Min	Max																																																						
Equity and Equity related	10	25																																																						
Debt (including securitized Debt with MMI)	75	90																																																						
Instruments	% of Investible Funds (Indicative)																																																							
	Min	Max																																																						
Equity and Equity Related	0	60																																																						
Debt ( Including Securitized Debt and Money Market Instruments )	0	60																																																						
Benchmark Index	Crisil MIP Blended Index	Crisil Balanced Fund																																																						
Options	a) Income Plan b) Growth Plan Growth Plan with Automatic Repurchase Option	a) Income Plan b) Growth Plan																																																						
Minimum Investment : Purchase : Additional Purchase : Repurchase	Rs. 5,000.00 and in multiples of Rs.1.00 thereafter Any amount In part or in full	Rs.5,000.00 and in multiples of Re.1.00 thereafter Any amount In part or in full																																																						
Name of the Fund Manager	Sri N. S. Sriram B.Com	Sri Umesh Kamath, BBM, PGDM, CFA																																																						
	<p><b>Performance of the Scheme (Growth Option)</b></p> <p>Legend: Scheme (Blue), Benchmark (Red)</p> <p><b>Canara Robeco CIGO (Growth Option) versus Benchmark</b></p> <table border="1"> <thead> <tr> <th></th> <th>Scheme</th> <th>Benchmark</th> </tr> </thead> <tbody> <tr> <td>Inception Date</td> <td>01.04.1988</td> <td>31.03.2002</td> </tr> <tr> <td>Performance 1 year*</td> <td>21.31</td> <td>8.87</td> </tr> <tr> <td>Performance 3 years*</td> <td>18.75</td> <td>9.17</td> </tr> <tr> <td>Performance 5 years*</td> <td>14.67</td> <td>9.64</td> </tr> <tr> <td>Performance 10 years*</td> <td>12.82</td> <td>--</td> </tr> <tr> <td>Performance since inception*</td> <td>13.40</td> <td>--</td> </tr> <tr> <td>NAV on 07.09.2007</td> <td></td> <td>Rs. 21.74</td> </tr> <tr> <td>Benchmark</td> <td colspan="2">Crisil MIP Blended Index</td> </tr> </tbody> </table> <p><b>*Past performance may or may not be sustained in future. All performance figures are shown net of fees.</b></p>		Scheme	Benchmark	Inception Date	01.04.1988	31.03.2002	Performance 1 year*	21.31	8.87	Performance 3 years*	18.75	9.17	Performance 5 years*	14.67	9.64	Performance 10 years*	12.82	--	Performance since inception*	13.40	--	NAV on 07.09.2007		Rs. 21.74	Benchmark	Crisil MIP Blended Index		<p><b>Performance of the Scheme (Growth Option)</b></p> <p>Legend: Scheme (Blue), Benchmark (Red)</p> <p><b>Canara Robeco Balance (Growth Option) versus Benchmark</b></p> <table border="1"> <thead> <tr> <th></th> <th>Scheme</th> <th>Benchmark</th> </tr> </thead> <tbody> <tr> <td>Inception Date</td> <td>01.02.1998</td> <td>31.03.2002</td> </tr> <tr> <td>Performance 1 year*</td> <td>22.68</td> <td>20.71</td> </tr> <tr> <td>Performance 3 years*</td> <td>19.31</td> <td>24.77</td> </tr> <tr> <td>Performance 5 years*</td> <td>18.27</td> <td>23.59</td> </tr> <tr> <td>Performance 10 years*</td> <td>--</td> <td>--</td> </tr> <tr> <td>Performance since inception*</td> <td>18.09</td> <td>--</td> </tr> <tr> <td>NAV on 07.09.2007</td> <td></td> <td>Rs.42.18</td> </tr> <tr> <td>Benchmark</td> <td colspan="2">Crisil Balanced Fund</td> </tr> </tbody> </table> <p><b>*Past performance may or may not be sustained in future. All performance figures are shown net of fees.</b></p>		Scheme	Benchmark	Inception Date	01.02.1998	31.03.2002	Performance 1 year*	22.68	20.71	Performance 3 years*	19.31	24.77	Performance 5 years*	18.27	23.59	Performance 10 years*	--	--	Performance since inception*	18.09	--	NAV on 07.09.2007		Rs.42.18	Benchmark	Crisil Balanced Fund	
	Scheme	Benchmark																																																						
Inception Date	01.04.1988	31.03.2002																																																						
Performance 1 year*	21.31	8.87																																																						
Performance 3 years*	18.75	9.17																																																						
Performance 5 years*	14.67	9.64																																																						
Performance 10 years*	12.82	--																																																						
Performance since inception*	13.40	--																																																						
NAV on 07.09.2007		Rs. 21.74																																																						
Benchmark	Crisil MIP Blended Index																																																							
	Scheme	Benchmark																																																						
Inception Date	01.02.1998	31.03.2002																																																						
Performance 1 year*	22.68	20.71																																																						
Performance 3 years*	19.31	24.77																																																						
Performance 5 years*	18.27	23.59																																																						
Performance 10 years*	--	--																																																						
Performance since inception*	18.09	--																																																						
NAV on 07.09.2007		Rs.42.18																																																						
Benchmark	Crisil Balanced Fund																																																							
Load Structure	Entry Load : Nil Exit Load : 0.50% upto Rs. 5.00 lac for exit within 6 months	Entry Load : 2.25% for investment less than Rs 200 lac Nil for Rs. 200 lac and above Exit Load : Nil																																																						
Scheme Recurring Expenses (as per the Offer Document as a % of Daily Average Net Assets)	2.50	2.50																																																						
Actual Expenses for 2006-07 (Rs. in lacs)	18.54	110.72																																																						
Actual Expenses for 2006-07 (as a % of Average Net Assets)	1.99	1.85																																																						
Total Recurring Expenses (the maximum amount that may be assigned to the Scheme)	As per the Regulations, the permissible annual Scheme recurring expenses as a percentage of average daily net assets are : i) First Rs. 100 Crores - 2.50% ii) Next Rs. 300 Crores - 2.25% iii) Next Rs. 300 Crores - 2.00% iv) Balance - 1.75%																																																							

Scheme	Canara Robeco Equity Diversified	Canara Robeco Expo																																																						
Type & Category	Open Ended Equity Scheme	Open Ended Equity Oriented Sectoral Scheme																																																						
Investment Objective	To generate capital appreciation by investing in equity and equity related securities.	To achieve capital appreciation by predominantly investing in equities of companies with substantial FOREX earnings.																																																						
Asset Allocation Pattern of the Scheme	<table border="1"> <thead> <tr> <th rowspan="2">Instruments</th> <th colspan="2">% of Investible Funds (Indicative)</th> </tr> <tr> <th>Min</th> <th>Max</th> </tr> </thead> <tbody> <tr> <td>Equity and Equity related instruments.</td> <td>85</td> <td>100</td> </tr> <tr> <td>Money Market instruments.</td> <td>0</td> <td>15</td> </tr> </tbody> </table>	Instruments	% of Investible Funds (Indicative)		Min	Max	Equity and Equity related instruments.	85	100	Money Market instruments.	0	15	<table border="1"> <thead> <tr> <th rowspan="2">Instruments</th> <th colspan="2">% of Investible Funds (Indicative)</th> </tr> <tr> <th>Min</th> <th>Max</th> </tr> </thead> <tbody> <tr> <td>Equity and Equity related Instruments.</td> <td>65</td> <td>100</td> </tr> <tr> <td>Money Market instruments.</td> <td>0</td> <td>35</td> </tr> </tbody> </table>	Instruments	% of Investible Funds (Indicative)		Min	Max	Equity and Equity related Instruments.	65	100	Money Market instruments.	0	35																																
Instruments	% of Investible Funds (Indicative)																																																							
	Min	Max																																																						
Equity and Equity related instruments.	85	100																																																						
Money Market instruments.	0	15																																																						
Instruments	% of Investible Funds (Indicative)																																																							
	Min	Max																																																						
Equity and Equity related Instruments.	65	100																																																						
Money Market instruments.	0	35																																																						
Benchmark Index	BSE 200	BSE 100																																																						
Options	a) Growth Plan Growth Plan with Automatic Repurchase Option b) Income Plan c) Bonus Plan	a) Growth Plan Growth Plan with Automatic Repurchase Option b) Income Plan																																																						
Minimum Investment : Purchase : Additional Purchase : Repurchase	Rs.5000.00 and in multiples of Re.1.00 thereafter Any amount In part or in full	Rs.5000.00 and in multiples of Re.1.00 thereafter Any amount In part or in full																																																						
Name of the Fund Manager	Sri N. S. Sriram, B. Com	Sri N. S. Sriram, B. Com																																																						
	<p><b>Performance of the Scheme (Growth Option)</b></p>  <p><b>Canara Robeco Equity Diversified (Growth Option) versus Benchmark</b></p> <table border="1"> <thead> <tr> <th></th> <th>Scheme</th> <th>Benchmark</th> </tr> </thead> <tbody> <tr> <td>Inception Date</td> <td>16.09.2003</td> <td>16.06.1994</td> </tr> <tr> <td>Performance 1 year*</td> <td>37.87</td> <td>31.47</td> </tr> <tr> <td>Performance 3 years*</td> <td>40.42</td> <td>39.88</td> </tr> <tr> <td>Performance 5 years*</td> <td>--</td> <td>--</td> </tr> <tr> <td>Performance 10 years*</td> <td>--</td> <td>--</td> </tr> <tr> <td>Performance since inception*</td> <td>38.63</td> <td>36.32</td> </tr> <tr> <td>NAV on 05.09.2007</td> <td></td> <td>Rs. 36.61</td> </tr> <tr> <td>Benchmark</td> <td></td> <td>BSE 200</td> </tr> </tbody> </table> <p><b>*Past performance may or may not be sustained in future. All performance figures are shown net of fees.</b></p>		Scheme	Benchmark	Inception Date	16.09.2003	16.06.1994	Performance 1 year*	37.87	31.47	Performance 3 years*	40.42	39.88	Performance 5 years*	--	--	Performance 10 years*	--	--	Performance since inception*	38.63	36.32	NAV on 05.09.2007		Rs. 36.61	Benchmark		BSE 200	<p><b>Performance of the Scheme (Growth Option)</b></p>  <p><b>Canara Robeco Expo (Growth Option) versus Benchmark</b></p> <table border="1"> <thead> <tr> <th></th> <th>Scheme</th> <th>Benchmark</th> </tr> </thead> <tbody> <tr> <td>Inception Date</td> <td>14.05.1994</td> <td>01.01.1990</td> </tr> <tr> <td>Performance 1 year*</td> <td>19.14</td> <td>34.49</td> </tr> <tr> <td>Performance 3 years*</td> <td>36.13</td> <td>41.52</td> </tr> <tr> <td>Performance 5 years*</td> <td>39.07</td> <td>38.81</td> </tr> <tr> <td>Performance 10 years*</td> <td>24.31</td> <td>16.38</td> </tr> <tr> <td>Performance since inception*</td> <td>14.82</td> <td>11.62</td> </tr> <tr> <td>NAV on 07.09.2007</td> <td></td> <td>Rs. 56.43</td> </tr> <tr> <td>Benchmark</td> <td></td> <td>BSE 100</td> </tr> </tbody> </table> <p><b>*Past performance may or may not be sustained in future. All performance figures are shown net of fees.</b></p>		Scheme	Benchmark	Inception Date	14.05.1994	01.01.1990	Performance 1 year*	19.14	34.49	Performance 3 years*	36.13	41.52	Performance 5 years*	39.07	38.81	Performance 10 years*	24.31	16.38	Performance since inception*	14.82	11.62	NAV on 07.09.2007		Rs. 56.43	Benchmark		BSE 100
	Scheme	Benchmark																																																						
Inception Date	16.09.2003	16.06.1994																																																						
Performance 1 year*	37.87	31.47																																																						
Performance 3 years*	40.42	39.88																																																						
Performance 5 years*	--	--																																																						
Performance 10 years*	--	--																																																						
Performance since inception*	38.63	36.32																																																						
NAV on 05.09.2007		Rs. 36.61																																																						
Benchmark		BSE 200																																																						
	Scheme	Benchmark																																																						
Inception Date	14.05.1994	01.01.1990																																																						
Performance 1 year*	19.14	34.49																																																						
Performance 3 years*	36.13	41.52																																																						
Performance 5 years*	39.07	38.81																																																						
Performance 10 years*	24.31	16.38																																																						
Performance since inception*	14.82	11.62																																																						
NAV on 07.09.2007		Rs. 56.43																																																						
Benchmark		BSE 100																																																						
Load Structure	Entry Load : 2.25% for investment less than Rs 200 lac Nil for Rs. 200 lac and above Exit Load : Nil	Entry Load : 2.25% for investment less than Rs 200 lac Nil for Rs. 200 lac and above Exit Load : Nil																																																						
Scheme Recurring Expenses (as per the Offer Document as a % of Daily Average Net Assets)	2.50	2.50																																																						
Actual Expenses for 2006-07 (Rs. in lacs)	178.89	51.39																																																						
Actual Expenses for 2006-07 (as a % of Average Net Assets)	2.04	2.07																																																						
Total Recurring Expenses (the maximum amount that may be assigned to the Scheme)	As per the Regulations, the permissible annual Scheme recurring expenses as a percentage of																																																							

Canara Robeco Equity Tax Saver	Canara Robeco Emerging Equities	Canara Robeco Nifty Index																																																																																	
Open Ended Equity Linked Saving Scheme	Open Ended Equity Scheme	Open Ended Nifty Linked Equity Scheme																																																																																	
ELSS seeking to provide long term capital appreciation by predominantly investing in equities.	To generate capital appreciation by primarily investing in diversified mid cap stocks.	To generate income/capital appreciation by investing in companies whose securities are included in the S & P CNX Nifty.																																																																																	
<table border="1"> <thead> <tr> <th rowspan="2">Instruments</th> <th colspan="2">% of Investible Funds (Indicative)</th> </tr> <tr> <th>Min</th> <th>Max</th> </tr> </thead> <tbody> <tr> <td>Equity and Equity related Instruments.</td> <td>80</td> <td>100</td> </tr> <tr> <td>Money Market instruments.</td> <td>0</td> <td>20</td> </tr> </tbody> </table>	Instruments	% of Investible Funds (Indicative)		Min	Max	Equity and Equity related Instruments.	80	100	Money Market instruments.	0	20	<table border="1"> <thead> <tr> <th rowspan="2">Instruments</th> <th colspan="3">% of Investible Funds (Indicative)</th> </tr> <tr> <th>Min</th> <th>Likely</th> <th>Max</th> </tr> </thead> <tbody> <tr> <td>Equity and Equity related instruments of companies with a market capitalisation between Rs.100 crores and Rs.2500 crores including exposure in derivatives of such companies.</td> <td>65</td> <td>85</td> <td>100</td> </tr> <tr> <td>Equity and Equity related instruments of companies other than the above.</td> <td>0</td> <td>10</td> <td>35</td> </tr> <tr> <td>Debt &amp; Money Market instruments.</td> <td>0</td> <td>5</td> <td>15</td> </tr> </tbody> </table>	Instruments	% of Investible Funds (Indicative)			Min	Likely	Max	Equity and Equity related instruments of companies with a market capitalisation between Rs.100 crores and Rs.2500 crores including exposure in derivatives of such companies.	65	85	100	Equity and Equity related instruments of companies other than the above.	0	10	35	Debt & Money Market instruments.	0	5	15	<table border="1"> <thead> <tr> <th rowspan="2">Instruments</th> <th colspan="3">% of Investible Funds (Indicative)</th> </tr> <tr> <th>Min</th> <th>Likely</th> <th>Max</th> </tr> </thead> <tbody> <tr> <td>Equities covered by the Nifty in the same percentage weightage as in the Nifty (including Exchange Traded Equity Derivatives on the S&amp;P CNX Nifty).</td> <td>90</td> <td>95</td> <td>100</td> </tr> <tr> <td>Money Market Instruments including Call Money.</td> <td>0</td> <td>5</td> <td>10</td> </tr> </tbody> </table>	Instruments	% of Investible Funds (Indicative)			Min	Likely	Max	Equities covered by the Nifty in the same percentage weightage as in the Nifty (including Exchange Traded Equity Derivatives on the S&P CNX Nifty).	90	95	100	Money Market Instruments including Call Money.	0	5	10																																				
Instruments		% of Investible Funds (Indicative)																																																																																	
	Min	Max																																																																																	
Equity and Equity related Instruments.	80	100																																																																																	
Money Market instruments.	0	20																																																																																	
Instruments	% of Investible Funds (Indicative)																																																																																		
	Min	Likely	Max																																																																																
Equity and Equity related instruments of companies with a market capitalisation between Rs.100 crores and Rs.2500 crores including exposure in derivatives of such companies.	65	85	100																																																																																
Equity and Equity related instruments of companies other than the above.	0	10	35																																																																																
Debt & Money Market instruments.	0	5	15																																																																																
Instruments	% of Investible Funds (Indicative)																																																																																		
	Min	Likely	Max																																																																																
Equities covered by the Nifty in the same percentage weightage as in the Nifty (including Exchange Traded Equity Derivatives on the S&P CNX Nifty).	90	95	100																																																																																
Money Market Instruments including Call Money.	0	5	10																																																																																
BSE 100	BSE 200	S & P CNX Nifty																																																																																	
	a) Growth Option Growth Option with Automatic Repurchase Option b) Income Option (c) Bonus Option	a) Growth Option b) Dividend Option																																																																																	
Rs.500.00 and in multiples of Re.1.00 thereafter Any amount In part or in full keeping a minimum balance after a minimum lock-in period of three years	Rs.5000.00 and in multiples of Re.1.00 thereafter Any amount In part or in full	Rs.5000.00 and in multiples of Re.1.00 thereafter Any amount In part or in full																																																																																	
Sri N. S. Sriram, B. Com	Sri Umesh Kamath, BBM, PGDM, CFA	Sri N. S. Sriram, B. Com																																																																																	
<p><b>Performance of the Scheme (Growth Option)</b></p> <p>Canara Robeco Equity Tax Saver (Growth Option) versus Benchmark</p> <table border="1"> <thead> <tr> <th></th> <th>Scheme</th> <th>Benchmark</th> </tr> </thead> <tbody> <tr> <td>Inception Date</td> <td>31.03.1993</td> <td>01.01.1990</td> </tr> <tr> <td>Performance 1 year*</td> <td>43.21</td> <td>34.49</td> </tr> <tr> <td>Performance 3 years*</td> <td>48.09</td> <td>41.52</td> </tr> <tr> <td>Performance 5 years*</td> <td>38.54</td> <td>38.81</td> </tr> <tr> <td>Performance 10 years*</td> <td>17.71</td> <td>16.38</td> </tr> <tr> <td>Performance since inception*</td> <td>15.69</td> <td>15.32</td> </tr> <tr> <td>NAV on 07.09.2007</td> <td></td> <td>Rs. 19.00</td> </tr> <tr> <td>Benchmark</td> <td></td> <td>BSE 100</td> </tr> </tbody> </table> <p>*Past performance may or may not be sustained in future. All performance figures are shown net of fees.</p>		Scheme	Benchmark	Inception Date	31.03.1993	01.01.1990	Performance 1 year*	43.21	34.49	Performance 3 years*	48.09	41.52	Performance 5 years*	38.54	38.81	Performance 10 years*	17.71	16.38	Performance since inception*	15.69	15.32	NAV on 07.09.2007		Rs. 19.00	Benchmark		BSE 100	<p><b>Performance of the Scheme (Growth Option)</b></p> <p>Canara Robeco Emerging Equities (Growth Option) versus Benchmark</p> <table border="1"> <thead> <tr> <th></th> <th>Scheme</th> <th>Benchmark</th> </tr> </thead> <tbody> <tr> <td>Inception Date</td> <td>11.03.2005</td> <td>16.06.1994</td> </tr> <tr> <td>Performance 1 year*</td> <td>35.50</td> <td>35.06</td> </tr> <tr> <td>Performance 3 years*</td> <td>--</td> <td>--</td> </tr> <tr> <td>Performance 5 years*</td> <td>--</td> <td>--</td> </tr> <tr> <td>Performance 10 years*</td> <td>--</td> <td>--</td> </tr> <tr> <td>Performance since inception*</td> <td>30.54</td> <td>33.55</td> </tr> <tr> <td>NAV on 07.09.2007</td> <td></td> <td>Rs. 19.44</td> </tr> <tr> <td>Benchmark</td> <td></td> <td>BSE 200</td> </tr> </tbody> </table> <p>*Past performance may or may not be sustained in future. All performance figures are shown net of fees.</p>		Scheme	Benchmark	Inception Date	11.03.2005	16.06.1994	Performance 1 year*	35.50	35.06	Performance 3 years*	--	--	Performance 5 years*	--	--	Performance 10 years*	--	--	Performance since inception*	30.54	33.55	NAV on 07.09.2007		Rs. 19.44	Benchmark		BSE 200	<p><b>Performance of the Scheme (Growth Option)</b></p> <p>Canara Robeco Nifty Index (Growth Option) versus Benchmark</p> <table border="1"> <thead> <tr> <th></th> <th>Scheme</th> <th>Benchmark</th> </tr> </thead> <tbody> <tr> <td>Inception Date</td> <td>08.10.2004</td> <td>05.07.1990</td> </tr> <tr> <td>Performance 1 year*</td> <td>28.18</td> <td>34.49</td> </tr> <tr> <td>Performance 3 years*</td> <td>--</td> <td>--</td> </tr> <tr> <td>Performance 5 years*</td> <td>--</td> <td>--</td> </tr> <tr> <td>Performance 10 years*</td> <td>--</td> <td>--</td> </tr> <tr> <td>Performance since inception*</td> <td>35.54</td> <td>36.51</td> </tr> <tr> <td>NAV on 07.09.2007</td> <td></td> <td>Rs. 24.27</td> </tr> <tr> <td>Benchmark</td> <td></td> <td>S&amp;P CNX Nifty</td> </tr> </tbody> </table> <p>*Past performance may or may not be sustained in future. All performance figures are shown net of fees.</p>		Scheme	Benchmark	Inception Date	08.10.2004	05.07.1990	Performance 1 year*	28.18	34.49	Performance 3 years*	--	--	Performance 5 years*	--	--	Performance 10 years*	--	--	Performance since inception*	35.54	36.51	NAV on 07.09.2007		Rs. 24.27	Benchmark		S&P CNX Nifty
	Scheme	Benchmark																																																																																	
Inception Date	31.03.1993	01.01.1990																																																																																	
Performance 1 year*	43.21	34.49																																																																																	
Performance 3 years*	48.09	41.52																																																																																	
Performance 5 years*	38.54	38.81																																																																																	
Performance 10 years*	17.71	16.38																																																																																	
Performance since inception*	15.69	15.32																																																																																	
NAV on 07.09.2007		Rs. 19.00																																																																																	
Benchmark		BSE 100																																																																																	
	Scheme	Benchmark																																																																																	
Inception Date	11.03.2005	16.06.1994																																																																																	
Performance 1 year*	35.50	35.06																																																																																	
Performance 3 years*	--	--																																																																																	
Performance 5 years*	--	--																																																																																	
Performance 10 years*	--	--																																																																																	
Performance since inception*	30.54	33.55																																																																																	
NAV on 07.09.2007		Rs. 19.44																																																																																	
Benchmark		BSE 200																																																																																	
	Scheme	Benchmark																																																																																	
Inception Date	08.10.2004	05.07.1990																																																																																	
Performance 1 year*	28.18	34.49																																																																																	
Performance 3 years*	--	--																																																																																	
Performance 5 years*	--	--																																																																																	
Performance 10 years*	--	--																																																																																	
Performance since inception*	35.54	36.51																																																																																	
NAV on 07.09.2007		Rs. 24.27																																																																																	
Benchmark		S&P CNX Nifty																																																																																	
Entry Load : 2.25% for investment less than Rs 200 lac Nil for Rs. 200 lac and above Exit Load : Nil	Entry Load : 2.25% for investment less than Rs 200 lac Nil for Rs. 200 lac and above Exit Load : Nil	Entry Load : 1.00% for investment less than Rs 200 lac Nil for Rs. 200 lac and above Exit Load : Nil																																																																																	
2.50	2.50	1.00																																																																																	
38.34	39.43	3.08																																																																																	
2.50	2.32	1.00																																																																																	
average daily net assets are : i) First Rs. 100 Crores - 2.50% ii) Next Rs. 300 Crores - 2.25% iii) Next Rs. 300 Crores - 2.00% iv) Balance - 1.75%																																																																																			

Scheme	Canara Robeco Balance II	Canara Robeco Fortune'94																																																						
Type & Category	Open Ended Balanced Scheme	Open Ended Equity Scheme																																																						
Investment Objective	To seek to generate long term capital appreciation and / or income from a portfolio constituted of equity and equity related securities as well as fixed income securities (debt and money market securities).	To provide long-term capital appreciation with periodic dividend distribution, if any.																																																						
Asset Allocation Pattern of the Scheme	<table border="1"> <thead> <tr> <th rowspan="2">Instruments</th> <th colspan="2">% of Investible Funds (Indicative)</th> </tr> <tr> <th>Min</th> <th>Max</th> </tr> </thead> <tbody> <tr> <td>Equity and Equity related instruments</td> <td>40</td> <td>75</td> </tr> <tr> <td>Debt Securities including Securitized debt having rating above AA or equivalent, Money Market Instruments, Govt. Securities</td> <td>25</td> <td>60</td> </tr> </tbody> </table>	Instruments	% of Investible Funds (Indicative)		Min	Max	Equity and Equity related instruments	40	75	Debt Securities including Securitized debt having rating above AA or equivalent, Money Market Instruments, Govt. Securities	25	60	<table border="1"> <thead> <tr> <th rowspan="2">Instruments</th> <th colspan="2">% of Investible Funds (Indicative)</th> </tr> <tr> <th>Min</th> <th>Max</th> </tr> </thead> <tbody> <tr> <td>Equity and Equity linked Instruments</td> <td>0</td> <td>85</td> </tr> <tr> <td>Debt Instruments</td> <td>0</td> <td>15</td> </tr> <tr> <td>Money Market Instruments</td> <td>0</td> <td>15</td> </tr> </tbody> </table>	Instruments	% of Investible Funds (Indicative)		Min	Max	Equity and Equity linked Instruments	0	85	Debt Instruments	0	15	Money Market Instruments	0	15																													
Instruments	% of Investible Funds (Indicative)																																																							
	Min	Max																																																						
Equity and Equity related instruments	40	75																																																						
Debt Securities including Securitized debt having rating above AA or equivalent, Money Market Instruments, Govt. Securities	25	60																																																						
Instruments	% of Investible Funds (Indicative)																																																							
	Min	Max																																																						
Equity and Equity linked Instruments	0	85																																																						
Debt Instruments	0	15																																																						
Money Market Instruments	0	15																																																						
Benchmark Index	Crisil Balanced Fund Index (BalancEX)	BSE 100																																																						
Options	Growth Dividend i) Dividend Payout ii) Dividend Reinvestment	N / A																																																						
Minimum Investment : Purchase  : Additional Purchase : Repurchase	Domestic Investors : Rs. 5,000.00 NRI/FIIs/OCBs : Rs. 50,000.00 and in multiples of Rs. 1,000.00 Corporates/Trusts and Institutional Investors : Rs. 50,000.00 and in multiples of Rs. 10,000.00 Rs. 3,000.00 Minimum of 300 units or units with a minimum repurchase value of Rs. 3,000.00	Rs. 1,000.00  Rs. 500.00 Any Amount																																																						
Name of the Fund Manager	Sri Umesh Kamath BBM, PGDM, CFA	Sri N. S. Sriram, B. Com																																																						
	<p><b>Performance of the Scheme (Growth Option)</b></p> <p>Canara Robeco Balance II (Growth Option) versus Benchmark</p> <table border="1"> <thead> <tr> <th></th> <th>Scheme</th> <th>Benchmark</th> </tr> </thead> <tbody> <tr> <td>Inception Date</td> <td>01.02.1993</td> <td>31.03.2002</td> </tr> <tr> <td>Performance 1 year*</td> <td>17.88</td> <td>20.71</td> </tr> <tr> <td>Performance 3 years*</td> <td>37.71</td> <td>24.77</td> </tr> <tr> <td>Performance 5 years*</td> <td>36.18</td> <td>23.59</td> </tr> <tr> <td>Performance 10 years*</td> <td>15.87</td> <td>--</td> </tr> <tr> <td>Performance since inception*</td> <td>12.96</td> <td>--</td> </tr> <tr> <td>NAV on 07.09.2007</td> <td></td> <td>Rs. 42.18</td> </tr> <tr> <td>Benchmark</td> <td colspan="2">Crisil Balanced Fund Index (BalancEX)</td> </tr> </tbody> </table> <p><b>*Past performance may or may not be sustained in future.</b> All performance figures are shown net of fees.</p>		Scheme	Benchmark	Inception Date	01.02.1993	31.03.2002	Performance 1 year*	17.88	20.71	Performance 3 years*	37.71	24.77	Performance 5 years*	36.18	23.59	Performance 10 years*	15.87	--	Performance since inception*	12.96	--	NAV on 07.09.2007		Rs. 42.18	Benchmark	Crisil Balanced Fund Index (BalancEX)		<p><b>Performance of the Scheme (Growth Option)</b></p> <p>Canara Robeco Fortune '94 (Growth Option) versus Benchmark</p> <table border="1"> <thead> <tr> <th></th> <th>Scheme</th> <th>Benchmark</th> </tr> </thead> <tbody> <tr> <td>Inception Date</td> <td>01.10.1995</td> <td>01.01.1990</td> </tr> <tr> <td>Performance 1 year*</td> <td>22.76</td> <td>34.49</td> </tr> <tr> <td>Performance 3 years*</td> <td>38.04</td> <td>41.52</td> </tr> <tr> <td>Performance 5 years*</td> <td>39.35</td> <td>38.81</td> </tr> <tr> <td>Performance 10 years*</td> <td>15.82</td> <td>16.38</td> </tr> <tr> <td>Performance since inception*</td> <td>10.84</td> <td>12.80</td> </tr> <tr> <td>NAV on 07.09.2007</td> <td></td> <td>Rs. 36.82</td> </tr> <tr> <td>Benchmark</td> <td colspan="2">BSE 100</td> </tr> </tbody> </table> <p><b>*Past performance may or may not be sustained in future.</b> All performance figures are shown net of fees.</p>		Scheme	Benchmark	Inception Date	01.10.1995	01.01.1990	Performance 1 year*	22.76	34.49	Performance 3 years*	38.04	41.52	Performance 5 years*	39.35	38.81	Performance 10 years*	15.82	16.38	Performance since inception*	10.84	12.80	NAV on 07.09.2007		Rs. 36.82	Benchmark	BSE 100	
	Scheme	Benchmark																																																						
Inception Date	01.02.1993	31.03.2002																																																						
Performance 1 year*	17.88	20.71																																																						
Performance 3 years*	37.71	24.77																																																						
Performance 5 years*	36.18	23.59																																																						
Performance 10 years*	15.87	--																																																						
Performance since inception*	12.96	--																																																						
NAV on 07.09.2007		Rs. 42.18																																																						
Benchmark	Crisil Balanced Fund Index (BalancEX)																																																							
	Scheme	Benchmark																																																						
Inception Date	01.10.1995	01.01.1990																																																						
Performance 1 year*	22.76	34.49																																																						
Performance 3 years*	38.04	41.52																																																						
Performance 5 years*	39.35	38.81																																																						
Performance 10 years*	15.82	16.38																																																						
Performance since inception*	10.84	12.80																																																						
NAV on 07.09.2007		Rs. 36.82																																																						
Benchmark	BSE 100																																																							
Load Structure	Entry Load : 2.25% for investment less than Rs 200 lac Nil for Rs. 200 lac and above Exit Load : Nil	Entry Load : 2.25% for investment less than Rs 200 lac Nil for Rs. 200 lac and above Exit Load : Nil																																																						
Scheme Recurring Expenses (as per the Offer Document as a % of Daily Average Net Assets)	2.50	2.50																																																						
Actual Expenses for 2006-07 (Rs. in lacs)	150.70	137.43																																																						
Actual Expenses for 2006-07 (as a % of Average Net Assets)	1.95	1.88																																																						
Total Recurring Expenses (the maximum amount that may be assigned to the Scheme)	As per the Regulations, the permissible annual Scheme recurring expenses as a percentage of																																																							

Canara Robeco Infrastructure	Canara Robeco Income	Canara Robeco Gilt PGS																																																																																	
Open Ended Equity Scheme	Open Ended Debt Scheme	Open Ended Gilt Scheme																																																																																	
To generate income/capital appreciation by investing in equities and equity related instruments of companies in the infrastructure sector.	To generate income through investment in Debt and Money Market securities of different maturity and issuers of different risk profiles.	To achieve risk free return (except interest rate risk), while maintaining stability of the capital and liquidity.																																																																																	
<table border="1"> <thead> <tr> <th rowspan="2">Instruments</th> <th colspan="3">% of Investible Funds (Indicative)</th> </tr> <tr> <th>Min</th> <th>Likely</th> <th>Max</th> </tr> </thead> <tbody> <tr> <td>Equity and Equity related instruments of companies in the infrastructure sector including derivatives of such companies</td> <td>75</td> <td>85</td> <td>100</td> </tr> <tr> <td>Debt and Money Market Instruments</td> <td>0</td> <td>15</td> <td>25</td> </tr> </tbody> </table>	Instruments	% of Investible Funds (Indicative)			Min	Likely	Max	Equity and Equity related instruments of companies in the infrastructure sector including derivatives of such companies	75	85	100	Debt and Money Market Instruments	0	15	25	<table border="1"> <thead> <tr> <th rowspan="2">Instruments</th> <th colspan="2">% of Investible Funds (Indicative)</th> </tr> <tr> <th>Min</th> <th>Max</th> </tr> </thead> <tbody> <tr> <td>Debt (Including Securitised Debt)</td> <td>80</td> <td>100</td> </tr> <tr> <td>Money Market Instruments/ Call Money</td> <td>0</td> <td>20</td> </tr> </tbody> </table>	Instruments	% of Investible Funds (Indicative)		Min	Max	Debt (Including Securitised Debt)	80	100	Money Market Instruments/ Call Money	0	20	<table border="1"> <thead> <tr> <th rowspan="2">Instruments</th> <th colspan="2">% of Investible Funds (Indicative)</th> </tr> <tr> <th>Min</th> <th>Max</th> </tr> </thead> <tbody> <tr> <td>Govt. Securities/MMI/ Call Money</td> <td>0</td> <td>100</td> </tr> </tbody> </table>	Instruments	% of Investible Funds (Indicative)		Min	Max	Govt. Securities/MMI/ Call Money	0	100																																															
Instruments		% of Investible Funds (Indicative)																																																																																	
	Min	Likely	Max																																																																																
Equity and Equity related instruments of companies in the infrastructure sector including derivatives of such companies	75	85	100																																																																																
Debt and Money Market Instruments	0	15	25																																																																																
Instruments	% of Investible Funds (Indicative)																																																																																		
	Min	Max																																																																																	
Debt (Including Securitised Debt)	80	100																																																																																	
Money Market Instruments/ Call Money	0	20																																																																																	
Instruments	% of Investible Funds (Indicative)																																																																																		
	Min	Max																																																																																	
Govt. Securities/MMI/ Call Money	0	100																																																																																	
BSE 100	Crisil composite Bond Fund Index	I Sec Li-Bex																																																																																	
a) Growth Option b) Dividend Option	a) Growth Option Growth Option with Automatic Repurchase b) Income Option (c) Bonus Option	a) Income Option b) Growth Option c) Growth Plan with Automatic Repurchase Option																																																																																	
Rs. 5,000.00 and in multiples of Re.1.00 thereafter  Any amount In part or in full	Growth - Rs. 10,000.00 Automatic Repurchase Option - Rs. 20,000.00 Income - Rs. 10,000.00 Bonus - Rs. 20,000.00 and in multiples of Re. 1.00 thereafter  Any amount In part or in full	Rs. 10,000.00 and in multiples of Re. 1.00 thereafter  Any amount In part or in full																																																																																	
Sri Umesh Kamath, BBM, PGDM, CFA	Smt. Suman Prasad, B.Sc., PGDMS	Smt. Suman Prasad, B.Sc., PGDMS																																																																																	
<p><b>Performance of the Scheme (Growth Option)</b></p>  <p>■ Scheme ■ Benchmark</p>	<p><b>Performance of the Scheme (Growth Option)</b></p>  <p>■ Scheme ■ Benchmark</p>	<p><b>Performance of the Scheme (Growth Option)</b></p>  <p>■ Scheme ■ Benchmark</p>																																																																																	
<p><b>Canara Robeco Infrastructure (Growth Option) versus Benchmark</b></p> <table border="1"> <thead> <tr> <th></th> <th>Scheme</th> <th>Benchmark</th> </tr> </thead> <tbody> <tr> <td>Inception Date</td> <td>02.12.2005</td> <td>01.01.1990</td> </tr> <tr> <td>Performance 1 year*</td> <td>50.76</td> <td>34.49</td> </tr> <tr> <td>Performance 3 years*</td> <td>--</td> <td>--</td> </tr> <tr> <td>Performance 5 years*</td> <td>--</td> <td>--</td> </tr> <tr> <td>Performance 10 years*</td> <td>--</td> <td>--</td> </tr> <tr> <td>Performance since inception*</td> <td>39.77</td> <td>34.55</td> </tr> <tr> <td>NAV on 07.09.2007</td> <td></td> <td>Rs. 18.05</td> </tr> <tr> <td>Benchmark</td> <td></td> <td>BSE100</td> </tr> </tbody> </table> <p><b>*Past performance may or may not be sustained in future. All performance figures are shown net of fees.</b></p>		Scheme	Benchmark	Inception Date	02.12.2005	01.01.1990	Performance 1 year*	50.76	34.49	Performance 3 years*	--	--	Performance 5 years*	--	--	Performance 10 years*	--	--	Performance since inception*	39.77	34.55	NAV on 07.09.2007		Rs. 18.05	Benchmark		BSE100	<p><b>Canara Robeco Income (Growth Option) versus Benchmark</b></p> <table border="1"> <thead> <tr> <th></th> <th>Scheme</th> <th>Benchmark</th> </tr> </thead> <tbody> <tr> <td>Inception Date</td> <td>19.09.1993</td> <td>31.03.2002</td> </tr> <tr> <td>Performance 1 year*</td> <td>6.20</td> <td>5.12</td> </tr> <tr> <td>Performance 3 years*</td> <td>6.66</td> <td>4.21</td> </tr> <tr> <td>Performance 5 years*</td> <td>--</td> <td>--</td> </tr> <tr> <td>Performance 10 years*</td> <td>--</td> <td>--</td> </tr> <tr> <td>Performance since inception*</td> <td>6.55</td> <td>--</td> </tr> <tr> <td>NAV on 07.09.2007</td> <td></td> <td>Rs.13.70</td> </tr> <tr> <td>Benchmark</td> <td></td> <td>Crisil composite Bond Fund Index</td> </tr> </tbody> </table> <p><b>*Past performance may or may not be sustained in future. All performance figures are shown net of fees.</b></p>		Scheme	Benchmark	Inception Date	19.09.1993	31.03.2002	Performance 1 year*	6.20	5.12	Performance 3 years*	6.66	4.21	Performance 5 years*	--	--	Performance 10 years*	--	--	Performance since inception*	6.55	--	NAV on 07.09.2007		Rs.13.70	Benchmark		Crisil composite Bond Fund Index	<p><b>Canara Robeco Gilt PGS (Growth Option) versus Benchmark</b></p> <table border="1"> <thead> <tr> <th></th> <th>Scheme</th> <th>Benchmark</th> </tr> </thead> <tbody> <tr> <td>Inception Date</td> <td>29.12.1999</td> <td>31.03.2002</td> </tr> <tr> <td>Performance 1 year*</td> <td>6.58</td> <td>8.70</td> </tr> <tr> <td>Performance 3 years*</td> <td>4.94</td> <td>5.20</td> </tr> <tr> <td>Performance 5 years*</td> <td>5.56</td> <td>7.59</td> </tr> <tr> <td>Performance 10 years*</td> <td>--</td> <td>--</td> </tr> <tr> <td>Performance since inception*</td> <td>8.86</td> <td>--</td> </tr> <tr> <td>NAV on 07.09.2007</td> <td></td> <td>Rs.19.23</td> </tr> <tr> <td>Benchmark</td> <td></td> <td>I Sec Li-Bex</td> </tr> </tbody> </table> <p><b>*Past performance may or may not be sustained in future. All performance figures are shown net of fees.</b></p>		Scheme	Benchmark	Inception Date	29.12.1999	31.03.2002	Performance 1 year*	6.58	8.70	Performance 3 years*	4.94	5.20	Performance 5 years*	5.56	7.59	Performance 10 years*	--	--	Performance since inception*	8.86	--	NAV on 07.09.2007		Rs.19.23	Benchmark		I Sec Li-Bex
	Scheme	Benchmark																																																																																	
Inception Date	02.12.2005	01.01.1990																																																																																	
Performance 1 year*	50.76	34.49																																																																																	
Performance 3 years*	--	--																																																																																	
Performance 5 years*	--	--																																																																																	
Performance 10 years*	--	--																																																																																	
Performance since inception*	39.77	34.55																																																																																	
NAV on 07.09.2007		Rs. 18.05																																																																																	
Benchmark		BSE100																																																																																	
	Scheme	Benchmark																																																																																	
Inception Date	19.09.1993	31.03.2002																																																																																	
Performance 1 year*	6.20	5.12																																																																																	
Performance 3 years*	6.66	4.21																																																																																	
Performance 5 years*	--	--																																																																																	
Performance 10 years*	--	--																																																																																	
Performance since inception*	6.55	--																																																																																	
NAV on 07.09.2007		Rs.13.70																																																																																	
Benchmark		Crisil composite Bond Fund Index																																																																																	
	Scheme	Benchmark																																																																																	
Inception Date	29.12.1999	31.03.2002																																																																																	
Performance 1 year*	6.58	8.70																																																																																	
Performance 3 years*	4.94	5.20																																																																																	
Performance 5 years*	5.56	7.59																																																																																	
Performance 10 years*	--	--																																																																																	
Performance since inception*	8.86	--																																																																																	
NAV on 07.09.2007		Rs.19.23																																																																																	
Benchmark		I Sec Li-Bex																																																																																	
Entry Load : 2.25% for investment less than Rs 200 lac Nil for Rs. 200 lac and above Exit Load : Nil	Entry Load : Nil Exit Load : 0.50% upto Rs. 5.00 lac for exit within 6 months	Entry Load : Nil Exit Load : Nil																																																																																	
2.50	1.25	0.50																																																																																	
206.58	1.63	127.24																																																																																	
2.19	1.25	1.43 The annual scheme recurring expenses have been capped at 0.50% w.e.f. 05.03.2007																																																																																	
average daily net assets are : i) First Rs. 100 Crores - 2.50%, ii) Next Rs. 300 Crores - 2.25%, iii) Next Rs. 300 Crores - 2.00%, iv) Balance - 1.75%																																																																																			

	<b>Special Feature under Canara Robeco Income Scheme : Free Personal Accident Insurance Cover upto twice the face value of the unitholding subject to maximum cover of Rs. 25.00 Lac provided as an additional feature to Resident Individual Unitholder/karta in case of HUF and Principal Partner in case of Partnership Firm.</b>
<b>Who can Apply</b>	<ol style="list-style-type: none"> <li>1. Adult Individual(s) and also minor(s) through their parent/guardian. (Application of minors jointly with adults not allowed).</li> <li>2. Adult Individual(s) jointly not exceeding three, on first holder or survivor/s basis.</li> <li>3. Hindu Undivided Family (HUF)</li> <li>4. Partnership Firms</li> <li>5. A Company as defined in the Companies Act,1956, Public Sector Undertakings.</li> <li>6. A Body Corporate established by or under any law in force in India.</li> <li>7. A Co-operative Society registered under any law relating to Co-operative Societies in India.</li> <li>8. A Religious or Charitable Trust / Wakfs or a Society established under the relevant laws and authorised to invest in Mutual Fund Schemes.</li> <li>9. FIs registered with SEBI.</li> <li>10. Banks and Financial Institutions.</li> <li>11. Pension Funds/Pension Fund Managers.</li> <li>12. Non Resident Indians (NRIs) and Persons of Indian Origin (PIOs) on repatriation / non-repatriation basis.</li> <li>13. Army, Air Force, Navy and other para-military units and bodies created by such institutions. Scientific and Industrial Research Organisations.</li> <li>14. Multilateral Funding Agencies / Body Corporates incorporated outside India with the permission of Government of India / Reserve Bank of India</li> <li>15. Other Schemes of Canara Robeco Mutual Fund subject to the conditions and limits prescribed by SEBI Regulations.</li> <li>16. Any other category of investors that may be permitted by the Trustees as per Indian Laws, in future.</li> </ol>
<b>Dividend Policy</b>	<p>The Scheme may distribute, surplus if any, by way of dividend/ fully paid bonus units, as may be decided by the Trustees from time to time. If there is no distributable surplus or surplus amount is too small for distribution, in the opinion of the Trustees, the Dividend/Bonus declaration may not take place.</p> <p>The Scheme is not assuring or guaranteeing any dividend or returns.</p> <p>Income Distribution, if declared, warrants will be issued within 30 days from the date of declaration of Income Distribution or such period that may be stipulated from time to time. The Income Distribution will be paid out of the Net surplus of the Scheme, to those unit holders whose names appear in the register of unit holders on the date to be notified for the purpose.</p>
<b>Dividend Reinvestment</b>	<p>The units holders have the option to reinvest the Dividend declared by the Scheme. Such unit holders opting to reinvest the dividend receivable by them shall invest in additional units of the Scheme. Upon exercising such option, the dividend due and payable to the unit holders will be compulsorily and without any further act by the unit holders reinvested in the Scheme.</p> <p>The dividends so reinvested shall be constructive payment of dividends to the unit holders and constructive receipt of the same amount from each unit holder, for reinvestment in units.</p> <p>On reinvestment of dividends, the number of units to the credit of unit holder will increase to the extent of the dividend reinvested divided by the first 'Ex-income Distribution NAV' on the day of reinvestment as explained above. There shall, however, be no entry load on the dividends so reinvested.</p>
<b>Applicable NAV for sale of units (including switch - ins)</b>	<ol style="list-style-type: none"> <li>a) For application received upto 3.00 pm with a local cheque or demand draft payable at par at the place where it is received closing NAV of the day of receipt of application shall be applicable.</li> <li>b) For application received after 3.00 p.m. with a local cheque or demand draft payable at par at the place where it is received closing NAV of the next business day shall be applicable.</li> <li>c) For application received with an outstation cheque or demand draft which is not payable at par at the place where it is received closing NAV of day on which the cheque or demand draft is credited shall be applicable.</li> <li>d) For applications received on non-business day along with instruments payable at par at the place of receipt, closing NAV of the next business day shall be applicable.</li> </ol>
<b>Applicable NAV for Repurchase of Units (including switch - outs)</b>	<ol style="list-style-type: none"> <li>a) For application received upto 3.00 p.m. closing NAV of the day of receipt of application shall be applicable.</li> <li>b) For application received after 3.00 p.m. closing NAV of the next business day shall be applicable.</li> </ol>
<b>Risk Profile of the Scheme</b>	Mutual Fund investments are subject to market risks. Please read the offer document carefully for details on risk factors before investment.
<b>Despatch of Repurchase (Redemption) Warrants</b>	Within 10 working days of the receipt of the redemption request at the authorized centre of Canara Robeco Mutual Fund.
<b>Name of the Trust</b>	Canara Robeco Mutual Fund
<b>Daily Net Asset Value (NAV) Publication</b>	The NAV will be declared on all business days and will be published in two news papers. NAV can also be viewed on <a href="http://www.canararobeco.com">www.canararobeco.com</a> and <a href="http://www.amfiindia.com">www.amfiindia.com</a>
<b>Unitholders' Information</b>	<ol style="list-style-type: none"> <li>1) Accounts statement will be mailed to unit holders as per Regulation.</li> <li>2) Annual Reports and Half yearly portfolio disclosure will be mailed to unit holders or published in the news papers.</li> </ol>



## TAX PROVISIONS

### Brief statement of tax provisions applicable to mutual fund and its unit holders

#### Tax benefits to the mutual fund

The entire income of the Mutual Fund is exempt from income tax in accordance with the provisions of sec. 10 (23D) of the Income tax Act, 1961. The income received by the Fund is not liable for deduction of tax at source.

Income received by unit holders in respect of the units of the Mutual Fund would be tax free in the hands of the unit holders in accordance with the provisions of section 10(35) of the Act.

#### Securities Transaction tax

Sale of units of equity oriented schemes to the Mutual Fund would be liable to Securities Transaction Tax (STT). STT would be payable currently at the rate of 0.25% on the redemption value by the investor and would be collected by the Fund at the time of redemption of units.

#### Tax provision relating to the unit holders of Equity Linked savings Scheme:

Section 80C, w.e.f.01.04.2006, provides that an assessee being an individual or a Hindu Undivided Family, will be allowed a deduction from gross income if an amount not exceeding Rs. 100000 in respect of amount paid or deposited in the previous year in the specified savings listed in section 80C(2).

#### Tax provision relating to the unit holders of Equity Schemes :

##### Distribution Tax

Income distributed by equity schemes will not be subject to dividend distribution tax and will be tax free in the hands of investors.

##### Long Term Capital Gains Tax (LTCG)

LTCG arising from sale of units held for a period of more than 12 months of an equity oriented mutual fund entered into in a stock exchange or sale of such units to mutual fund is exempt from income tax in the hands of unit holders, provided that such transaction of sale is chargeable to STT.

##### Short Term Capital Gains Tax (STCG)

Short Term Capital Gains arising on sale of units held for a period of not more than 12 months, of an equity oriented mutual fund entered into in a recognized stock exchange or sale of such units to the mutual fund shall be taxed at 10% plus applicable surcharge and cess, provided such transaction is chargeable to STT.

The surcharge of 10% on the income tax would be applicable with regard to individuals and HUF having a total income exceeding Rs. 10,00,000.00. For all other categories the applicable surcharge would be 10% of the applicable tax. Further, education cess at the rate of 2% on the income tax would be applicable for all categories of assesses.

##### Capital Losses

Losses under the head "Capital Gains" cannot be set off against income under any other head. Further within the head "Capital Gains", losses arising from the transfer of long-term capital assets cannot be adjusted against gains arising from the transfer of a short term capital asset. However, losses arising from the transfer of short-term capital assets can be adjusted against gains arising from the transfer of either a long-term or a short-term capital asset.

Under Section 10(38), whereby Long term capital gain on sale of units of Equity Oriented Fund will be exempt from income tax provided certain conditions are fulfilled. Hence, long term capital losses arising from such type of transaction of sale of units of Equity Oriented Fund would not be eligible for set-off against taxable capital gains.

##### Provision for Dividend

Under the provisions of Section 94(7) of the Act, loss arising on sale of Units, which are bought within 3 months prior to the record date (i.e. the date fixed by the Mutual Fund for the purposes of entitlement of the Unit holders to receive the income) and sold within 9 months after the record date, shall be ignored for the purpose of computing income chargeable to tax to the extent of exempt income received or receivable on such Units.

##### Provision for Bonus

Additionally, as per sub clause (8) to section 94 of the Act, wherein in case of units purchased within a period of three months prior to the record date for entitlement of bonus and sold within nine months after the record date, the loss arising on transfer of original units shall be ignored for the purpose of computing the income chargeable to tax. The loss so ignored shall be treated as cost of acquisition of such bonus units.

##### Tax Deduction at Source

No tax shall be deducted at source in respect of any income credited or paid in

respect of units of the Fund.

No tax shall be deducted at source on capital gains arising to any resident unit holders.

In case of non-resident other than a company, tax shall be deducted at source in respect of short term capital gains at 10% plus surcharge and cess.

In case of foreign company tax shall be deducted at source in respect of short term capital gains at 40% plus surcharge and cess.

In case of remittance to a country with which a Double Taxation Avoidance Agreement (DTAA) is in force, the tax shall be deducted at the rate provided in the Finance Act of the relevant year or at the rate provided in DTAA whichever is more beneficial to the assessee.

#### Tax Provisions relating to the unit holders of Debt Schemes:

##### Distribution Tax

On income distribution, if any, made by the Mutual Fund, additional income-tax is payable under Section 115R of the Act, in the case of its Schemes (other than open-ended equity-oriented funds i.e. such fund where the investible funds are invested by way of equity shares in domestic companies to the extent of more than 65% of the total proceeds of such fund). The additional income-tax on distribution of income shall be payable by the mutual fund at the rate of 14.1625% (including surcharge and education cess) on income distributed to an individual/ Hindu Undivided Family (HUF) and at the rate of 22.66% (including surcharge and education cess) on income distributed to other than individual / HUF.

##### Long Term Capital Gains Tax (LTCG)

Under Section 2(29A) of the Act, read with section 2(42A) of the Act, a unit of a Mutual Fund is treated as a long-term capital asset if the same is held for more than 12 months. If the unit is held for 12 months or less the same is treated as short-term capital asset.

Under Section 112 of the Act, capital gains chargeable on transfer of long term capital assets are subject to tax at the rate of 20%. The capital gains will be computed by deducting the following amounts from the sale consideration:

- Expenditure incurred wholly and exclusively in connection with such transfer, and
- Cost as inflated by the cost inflation index notified by the Central Board of Direct Taxes (CBDT).

However, the maximum tax payable on long term capital gains on units is restricted to 10% of capital gains calculated without indexation of cost of acquisition. In case of an individual or Hindu Undivided Family (HUF), being a resident, where the total income as reduced by the long term capital gains is below the maximum amount not chargeable to tax (Rs. 1,10,000 in case of all Individuals, Rs. 1,35,000 in case of women and Rs. 1,85,000 in case of senior citizens), the long term capital gains shall be reduced to the extent of the shortfall and only the balance long term capital gains will be subject to the flat rate of taxation. In addition to the aforesaid tax, in case of an individual, HUF or Association of Persons (AOP), where the income exceeds Rs. 10 lakhs, additional surcharge and cess is payable by all categories of taxpayers.

The Long term capital gains on transfer of units would be exempt from tax under Sec 54EC and Sec 54ED subject to the conditions prescribed in these sections. These sections require investments in specified bonds or specified capital issue. However, if the amount invested is less than the capital gains realized, only proportionate capital gains would be exempt from tax.

##### Short Term Capital Gains Tax (STCG)

Gains other than long term capital gains (short term capital gains) arising to a unit holder will be taxed at the normal rate applicable to that unit holder as per the provisions of the Act.

##### Capital Losses

The capital loss resulting from sale of units would be available for setting off against other capital gains made by the investor and would reduce the tax liability of the investor to that extent. However, losses on transfer of long term capital assets would be allowed to be set-off only against gains from transfer of long-term capital assets and the balance long-term capital loss shall be carried forward separately for a period of eight assessment years to be set off only against long-term capital gains.

Short Term capital loss (other than losses arising from sale / repurchase of equity oriented units) suffered on sale / repurchase on units shall be available for set off against long term and short term capital gains (and can be carried forward for set off against both long term and short term capital gains) arising on sale of

other assets and balance unabsorbed short-term capital loss can be carried forward and set off against the income under the head capital gains during subsequent eight assessment years.

**Provision for Dividend**

Where a person buys any units within a period of three months before the record date, sells such units within nine months after such date and the dividend income on such units being exempt from tax, the capital loss on such sale to the extent of the dividend income cannot be set off against other gains.

**Provision for Bonus**

Where a person buys units (original units) within a period of three months before the record date, receives bonus units on such original units, and then sells the original units within a period of 9 months from the record date and continues to hold the bonus units, then the loss incurred on the original units shall not be allowed to be set off against other profits but shall be deemed to be the cost of the bonus units.

**Tax Deduction at Source**

As per the provisions of Section 194K and 196A of the Act, no deduction of tax at source shall be made from income distributed or paid by a mutual fund to a unit holder.

As per circular no. 715 dated August 8, 1995 issued by the CBDT in case of resident unit holders, no tax is required to be deducted at source from capital gains arising at the time of repurchase or redemption of the units.

Under Section 195 of the Act, the Mutual Fund is required to deduct tax at source at the rate of 20% on any long-term gains if the payee unit holder is a non-resident (not being a company or a foreign company)

In respect of short term capital gain tax is required to be deducted at source at the rate of 30% if the payee unit holder is a non-resident individual and at the rate of 40% if the payee unit holder is a foreign company.

As per circular no. 728 dated October 30, 1995 issued by the CBDT, in the case of a remittance to a country with which a Double Tax Avoidance Agreement (DTAA) is in force, the tax should be deducted at the rate provided in the Finance Act of

the relevant year or at the rate provided in the DTAA, whichever is more beneficial to the assessee. In order for the unit holder to obtain the benefit of a lower rate available under a DTAA, the unit holder will be required to provide the Mutual Fund with a certificate obtained from his Assessing Officer stating his eligibility for the lower rate.

**Investments by Charitable and Religious Trusts**

Units of a Mutual Fund scheme referred to in clause 23D of section 10 of the Income Tax Act, 1961, constitute an eligible avenue for investment by charitable or religious trusts as per rule 17C of the Income Tax Rules, 1962, read with clause (xii) of sub-section (5) of section 11 of the Income Tax, 1961.

**Wealth-tax**

Units of the Mutual Fund are not treated as assets as defined under Section 2(ea) of the Wealth-tax Act, 1957 and therefore would not be liable to wealth-tax.

**Gift-tax**

The Gift-tax Act, 1958 has ceased to apply to gifts made on or after October 1, 1998. Gifts of Units of the Mutual Fund would therefore, be exempt from gift-tax.

The above Statement of Possible Direct Tax Benefits / consequences sets out the provisions of law in a summary manner only and is not a complete analysis or listing of all potential tax consequences of the purchase, ownership and disposal of mutual fund units. The statements made above are based on the tax laws in force as interpreted by the relevant taxation authorities as of date.

**NOTE:** All the tax benefits will be available only to the first named unit holder in case the units held in the names of more than one person. The above list of tax treatment is not exhaustive and depends on specific entitlements of the assessee and his affairs and therefore the treatment may vary from case to case basis. In view of the individual nature of Tax Benefits, each investor is advised to consult his or her own Tax consultant with respect to the specific Tax implications arising out of his or her participation in the Scheme from the date of applicability of the various provisions furnished above. The Tax benefits stated above, in brief, are in accordance with prevailing Tax Laws.

## Canara Robeco Mutual Fund

Please read the instructions before filling in the Application Form.

ARN Number			Sub-broker's Code No./ D.P. Code No. (Do not prefix or suffix alphabet)		
Scheme	<input type="checkbox"/> Canara Robeco Equity Diversified	<input type="checkbox"/> Canara Robeco Expo	<input type="checkbox"/> Canara Robeco Equity Tax Saver		
	<input type="checkbox"/> Canara Robeco Emerging Equities	<input type="checkbox"/> Canara Robeco Nifty Index	<input type="checkbox"/> Canara Robeco Balance II		
	<input type="checkbox"/> Canara Robeco Balance	<input type="checkbox"/> Canara Robeco CIGO	<input type="checkbox"/> Canara Robeco Gilt PGS		
	<input type="checkbox"/> Canara Robeco Income	<input type="checkbox"/> Canara Robeco Fortune'94	<input type="checkbox"/> Canara Robeco Infrastructure		
Option	<input type="checkbox"/> Growth <input type="checkbox"/> Growth with Automatic Repurchase				
	<input type="checkbox"/> Income / Dividend Payout <input type="checkbox"/> Bonus <input type="checkbox"/> Dividend Reinvestment				
Gross Investment Amount (1)		* DD Charges (2)	Amount Remitted (1+2)	NRI's Address in India	
Growth	Dividend	Total	In Figures (Rs.) In Words (Rupees)		
Cheque/DD No.:		Date :	Bank & Branch :		

\* Only for payments made through DD.

Cheques/Drafts should be drawn in favour of "CANARA ROBECO MUTUAL FUND"

### Particulars of applicant

Full Name of First / Sole Applicant / Corporate \_\_\_\_\_ Salutation  Mr.  Ms.  M/s.  Dr.  Prof

PAN No. (Refer Instruction No. 12) \_\_\_\_\_ Circle/Ward/District \_\_\_\_\_

Name of  Father  Husband  Karta  Principal Partner \_\_\_\_\_

Full Name of Second Applicant \_\_\_\_\_ Salutation  Mr.  Ms.  M/s.  Dr.  Prof

PAN No (Refer Instruction No. 12) \_\_\_\_\_ Circle/Ward/District \_\_\_\_\_

Full Name of Third Applicant \_\_\_\_\_ Salutation  Mr.  Ms.  M/s.  Dr.  Prof

PAN No (Refer Instruction No. 12) \_\_\_\_\_ Circle/Ward/District \_\_\_\_\_

Operations under joint holding  Joint  Anyone or Survivor

Address (P.O. Box Address is not sufficient)  
 \_\_\_\_\_  
 City \_\_\_\_\_ State \_\_\_\_\_ PIN \_\_\_\_\_

Contact Details Tel.: Office \_\_\_\_\_ Resi. \_\_\_\_\_ Fax \_\_\_\_\_

E-mail \_\_\_\_\_ Mobile No. \_\_\_\_\_

Age \_\_\_\_\_ Date of Birth (If the applicant is minor) DD MM YY \_\_\_\_\_ Name of the Guardian (If the applicant is minor) \_\_\_\_\_

Occupation (Please ✓)  Service  Business  Professional  Retired  Housewife  Agriculture  Student  Others : Specify :

Status (Please ✓)  Individual  On behalf of Minor  HUF  Body Corporate  Partnership Firm  Trust  NRI  Regd.Co-op Soc.  Others : Specify :

# Karta in case of HUF / Principal Partner in case of Partnership Firm.

Acknowledgement slip (to be filled in by the sole/first applicant)

## CANARA ROBECO

### Canara Robeco Mutual Fund

Investment manager : Canara Robeco Asset Management Company Ltd.  
 Construction House, 4th Floor, 5, Walchand Hirachand Marg, Ballard Estate, Mumbai 400 001.

Date \_\_\_ / \_\_\_ / \_\_\_\_\_

Received from Mr. / Ms. /M/s.  
 An application for purchase of \_\_\_\_\_ units of \_\_\_\_\_  
 Scheme along with cheque / DD as detailed overleaf. Cheques / Drafts are subject to realisation.

For office use only		Stamp, Signature & Date
Current Load Structure		
Entry Load	Exit Load	

Tear Here

Bank account details																											
Name of the Bank																											
Branch Address																											
Account Number																											
MICR Code																											

Account Type: (Please  )  Current  Savings  NRO  NRE  FCNR

(This is a 9 digit number next to your cheque number)

I/We wish to receive the following by email.  Statement of Account  Annual Report  Communication of change of address, bank details, etc.

**Payment of redemption**

**Direct Credit of Redemption :** If you have an account in any of the following bank you can opt for direct credit of redemption to your bank account. I authorise Canara Robeco Mutual Fund to credit my dividend/redemption amount to my account maintained with the following bank (Please  ) :  
 Bank A/c. No. \_\_\_\_\_  ABN Amro Bank  Citibank N.A.  HDFC Bank  ICICI Bank  IDBI Bank  Standard Chartered Bank  UTI Bank  HSBC  
 I/We understand that the instruction to the bank for direct credit will be given by the Mutual Fund and such instruction will be adequate discharge of Mutual Fund towards redemption proceeds. In case of bank not crediting my bank account with/without assigning any reasons thereof or if the transaction is delayed or not effected at all for reasons of incomplete or incorrect information, I would not hold Canara Robeco Mutual Fund responsible. I/We understand that the Mutual Fund reserves the right to issue a demand draft/payable at par cheque instead of direct credit which will be in the beneficial interest of the investors.

**Nomination**

I/We do hereby nominate the person in whom all rights of transfer and/or amount payable in respect of the Canara Robeco Equity Diversified, Canara Robeco Expo, Canara Robeco Equity Tax Saver, Canara Robeco Emerging Equities, Canara Robeco Nifty Index, Canara Robeco Balance, Canara Robeco CIGO, Canara Robeco Infrastructure, Canara Robeco Gilt PGS, Canara Robeco Balance II, Canara Robeco Fortune'94, and Canara Robeco Income Schemes Units applied/allotted under this application.

Name of the nominee : \_\_\_\_\_ Address of the nominee : \_\_\_\_\_

\_\_\_\_\_ **To be furnished in case the nominee is minor.** Date of birth \_\_\_\_\_

Name of the guardian : \_\_\_\_\_ Address of the guardian : \_\_\_\_\_

Signature of the guardian : \_\_\_\_\_

**Declaration**

I/We have read and understood the contents of the Offer Document and Key Information Memorandum of the Canara Robeco Equity Diversified, Canara Robeco Expo, Canara Robeco Equity Tax Saver, Canara Robeco Emerging Equities, Canara Robeco Nifty Index, Canara Robeco Balance, Canara Robeco CIGO, Canara Robeco Infrastructure, Canara Robeco Gilt PGS, Canara Robeco Balance II, Canara Robeco Fortune'94, and Canara Robeco Income Schemes of Canara Robeco Mutual Fund. I/We hereby apply to the Trustees of Canara Robeco Mutual Fund for allotment of units of the Scheme, as indicated above and agree to abide by the terms, conditions, rules and regulations of the Scheme. I / We hereby confirm and certify that the source of these funds is not directly / indirectly a result of "proceeds of crime" as defined in "The Prevention of Money Laundering Act, 2002" and we undertake to provide all necessary proof / documentation, if any, required to substantiate the facts of this undertaking. I have not received nor been induced by any rebate or gifts, directly or indirectly in making this investment. I / We authorize the Fund to disclose details of my/our account and all my/our transactions to the intermediately whose stamp appears on the application form. I also authorize the Fund to disclose details as necessary, to the Fund's and investor's bankers for the purpose of effecting payments to me / us. **Applicable to NRIs only :** I/We confirm that I am/we are Non-Resident of Indian Nationality/Origin and I/We hereby confirm that the funds for subscription have been remitted from abroad through approved banking channels or from funds in my/our Non-Resident External / Ordinary Account / FCNR / NRSR Account. Investment in the scheme is made by me / us on :  Repatriation basis  Non - Repatriation basis.

**Signature/s**

\_\_\_\_\_  
 First / Sole Applicant / Guardian Second Applicant Third Applicant

**To be furnished by partnership firms**

To, The Trustees of Canara Robeco Mutual Fund, Sub : Our Subscription to the Schemes of Canara Robeco Mutual Fund.  
 We, the undersigned, being the partner of M/s. \_\_\_\_\_ a Partnership firm formed under Indian Partnership Act, 1932 do hereby jointly and severally authorise Mr. \_\_\_\_\_ to subscribe an amount of Rs. \_\_\_\_\_ for allotment of units of \_\_\_\_\_ Scheme on behalf of and in the name of our firm. He is / They are also authorised to encash / disinvest the above units. We undertake to intimate you in writing about any change in the constitution or composition of our firm and upon such change, also arrange to lodge the specimen signatures of the partners authorised to deal with the above units. We enclose the copy of the Partnership Deed alongwith this application for subscription.

Name of the partners \_\_\_\_\_ Signatures \_\_\_\_\_

\_\_\_\_\_  
 \_\_\_\_\_

Growth Option (1)	Growth Option with Automatic Repurchase (2)	Income / Dividend Option (3)	Bonus (4)	Total Amount Invested (5=1+2+3+4)
Rs.	Rs.	Rs.	Rs.	Rs.

Cheque / DD No. : \_\_\_\_\_ Date : \_\_\_\_\_ Amount : Rs. \_\_\_\_\_

Bank and Branch: \_\_\_\_\_

Tear Here

## Canara Robeco Mutual Fund

Please read the instructions before filling in the Application Form.

ARN Number			Sub-broker's Code No./ D.P. Code No. (Do not prefix or suffix alphabet)		
Scheme	<input type="checkbox"/> Canara Robeco Equity Diversified	<input type="checkbox"/> Canara Robeco Expo	<input type="checkbox"/> Canara Robeco Equity Tax Saver		
	<input type="checkbox"/> Canara Robeco Emerging Equities	<input type="checkbox"/> Canara Robeco Nifty Index	<input type="checkbox"/> Canara Robeco Balance II		
	<input type="checkbox"/> Canara Robeco Balance	<input type="checkbox"/> Canara Robeco CIGO	<input type="checkbox"/> Canara Robeco Gilt PGS		
	<input type="checkbox"/> Canara Robeco Income	<input type="checkbox"/> Canara Robeco Fortune'94	<input type="checkbox"/> Canara Robeco Infrastructure		
Option	<input type="checkbox"/> Growth <input type="checkbox"/> Growth with Automatic Repurchase				
	<input type="checkbox"/> Income / Dividend Payout <input type="checkbox"/> Bonus <input type="checkbox"/> Dividend Reinvestment				
Gross Investment Amount (1)		* DD Charges (2)	Amount Remitted (1+2)	NRI's Address in India	
Growth	Dividend	Total	In Figures (Rs.)		
Cheque/DD No.:		Date :	Bank & Branch :		

\* Only for payments made through DD.

Cheques/Drafts should be drawn in favour of "CANARA ROBECO MUTUAL FUND"

### Particulars of applicant

Full Name of First / Sole Applicant / Corporate \_\_\_\_\_ Salutation  Mr.  Ms.  M/s.  Dr.  Prof

PAN No. (Refer Instruction No. 12) \_\_\_\_\_ Circle/Ward/District \_\_\_\_\_

Name of  Father  Husband  Karta  Principal Partner \_\_\_\_\_

Full Name of Second Applicant \_\_\_\_\_ Salutation  Mr.  Ms.  M/s.  Dr.  Prof

PAN No (Refer Instruction No. 12) \_\_\_\_\_ Circle/Ward/District \_\_\_\_\_

Full Name of Third Applicant \_\_\_\_\_ Salutation  Mr.  Ms.  M/s.  Dr.  Prof

PAN No (Refer Instruction No. 12) \_\_\_\_\_ Circle/Ward/District \_\_\_\_\_

Operations under joint holding  Joint  Anyone or Survivor

Address (P.O. Box Address is not sufficient) \_\_\_\_\_  
 City \_\_\_\_\_ State \_\_\_\_\_ PIN \_\_\_\_\_

Contact Details Tel.: Office \_\_\_\_\_ Resi. \_\_\_\_\_ Fax \_\_\_\_\_

E-mail \_\_\_\_\_ Mobile No. \_\_\_\_\_

Age \_\_\_\_\_ Date of Birth (If the applicant is minor) DD MM YY \_\_\_\_\_ Name of the Guardian (If the applicant is minor) \_\_\_\_\_

Occupation (Please ✓)  Service  Business  Professional  Retired  Housewife  Agriculture  Student  Others : Specify :

Status (Please ✓)  Individual  On behalf of Minor  HUF  Body Corporate  Partnership Firm  Trust  NRI  Regd.Co-op Soc.  Others : Specify :

# Karta in case of HUF / Principal Partner in case of Partnership Firm.

Acknowledgement slip (to be filled in by the sole/first applicant)

## CANARA ROBECO

### Canara Robeco Mutual Fund

Investment manager : Canara Robeco Asset Management Company Ltd.  
 Construction House, 4th Floor, 5, Walchand Hirachand Marg, Ballard Estate, Mumbai 400 001.

Date \_\_\_ / \_\_\_ / \_\_\_\_\_

Received from Mr. / Ms. /M/s.  
 An application for purchase of \_\_\_\_\_ units of \_\_\_\_\_  
 Scheme along with cheque / DD as detailed overleaf. Cheques / Drafts are subject to realisation.

For office use only		Stamp, Signature & Date
Current Load Structure		
Entry Load	Exit Load	

Tear Here

Bank account details																
Name of the Bank																
Branch Address																
Account Number																Account Type: (Please <input checked="" type="checkbox"/> ) <input type="checkbox"/> Current <input type="checkbox"/> Savings <input type="checkbox"/> NRO <input type="checkbox"/> NRE <input type="checkbox"/> FCNR
MICR Code																(This is a 9 digit number next to your cheque number)

I/We wish to receive the following by email.  Statement of Account  Annual Report  Communication of change of address, bank details, etc.

**Payment of redemption**

**Direct Credit of Redemption :** If you have an account in any of the following bank you can opt for direct credit of redemption to your bank account. I authorise Canara Robeco Mutual Fund to credit my dividend/redemption amount to my account maintained with the following bank (Please  ) : Bank A/c. No. \_\_\_\_\_  ABN Amro Bank  Citibank N.A.  HDFC Bank  ICICI Bank  IDBI Bank  Standard Chartered Bank  UTI Bank  HSBC I/We understand that the instruction to the bank for direct credit will be given by the Mutual Fund and such instruction will be adequate discharge of Mutual Fund towards redemption proceeds. In case of bank not crediting my bank account with/without assigning any reasons thereof or if the transaction is delayed or not effected at all for reasons of incomplete or incorrect information, I would not hold Canara Robeco Mutual Fund responsible. I/We understand that the Mutual Fund reserves the right to issue a demand draft/payable at par cheque instead of direct credit which will be in the beneficial interest of the investors.

**Nomination**

I/We do hereby nominate the person in whom all rights of transfer and/or amount payable in respect of the Canara Robeco Equity Diversified, Canara Robeco Expo, Canara Robeco Equity Tax Saver, Canara Robeco Emerging Equities , Canara Robeco Nifty Index , Canara Robeco Balance , Canara Robeco CIGO, Canara Robeco Infrastructure, Canara Robeco Gilt PGS, Canara Robeco Balance II, Canara Robeco Fortune'94 And Canara Robeco Income Schemes Units applied/allotted under this application.

Name of the nominee : \_\_\_\_\_ Address of the nominee : \_\_\_\_\_  
**To be furnished in case the nominee is minor.** Date of birth \_\_\_\_\_  
 Name of the guardian : \_\_\_\_\_ Address of the guardian : \_\_\_\_\_  
 Signature of the guardian : \_\_\_\_\_

**Declaration**

I/We have read and understood the contents of the Offer Document and Key Information Memorandum of the Canara Robeco Equity Diversified, Canara Robeco Expo, Canara Robeco Equity Tax Saver, Canara Robeco Emerging Equities , Canara Robeco Nifty Index , Canara Robeco Balance , Canara Robeco CIGO, Canara Robeco Infrastructure, Canara Robeco Gilt PGS, Canara Robeco Balance II, Canara Robeco Fortune'94 and Canara Robeco Income Schemes of Canara Robeco Mutual Fund. I/We hereby apply to the Trustees of Canara Robeco Mutual Fund for allotment of units of the Scheme, as indicated above and agree to abide by the terms, conditions, rules and regulations of the Scheme. I / We hereby confirm and certify that the source of these funds is not directly / indirectly a result of "proceeds of crime" as defined in "The Prevention of Money Laundering Act, 2002" and we undertake to provide all necessary proof / documentation, if any, required to substantiate the facts of this undertaking. I have not received nor been induced by any rebate or gifts, directly or indirectly in making this investment. I / We authorize the Fund to disclose details of my/our account and all my/our transactions to the intermediately whose stamp appears on the application form. I also authorize the Fund to disclose details as necessary, to the Fund's and investor's bankers for the purpose of effecting payments to me / us. **Applicable to NRIs only :** I/We confirm that I am/we are Non-Resident of Indian Nationality/Origin and I/We hereby confirm that the funds for subscription have been remitted from abroad through approved banking channels or from funds in my/our Non-Resident External / Ordinary Account / FCNR / NRSR Account. Investment in the scheme is made by me / us on :  Repatriation basis  Non -Repatriation basis.

**Signature/s**

\_\_\_\_\_ First / Sole Applicant / Guardian \_\_\_\_\_ Second Applicant \_\_\_\_\_ Third Applicant

**To be furnished by partnership firms**

To, The Trustees of Canara Robeco Mutual Fund, Sub : Our Subscription to the Schemes of Canara Robeco Mutual Fund.  
 We, the undersigned, being the partner of M/s. \_\_\_\_\_ a Partnership firm formed under Indian Partnership Act, 1932 do hereby jointly and severally authorise Mr. \_\_\_\_\_ to subscribe an amount of Rs. \_\_\_\_\_ for allotment of units of \_\_\_\_\_ Scheme on behalf of and in the name of our firm. He is / They are also authorised to encash / disinvest the above units. We undertake to intimate you in writing about any change in the constitution or composition of our firm and upon such change, also arrange to lodge the specimen signatures of the partners authorised to deal with the above units. We enclose the copy of the Partnership Deed alongwith this application for subscription.

Name of the partners \_\_\_\_\_ Signatures \_\_\_\_\_  
 \_\_\_\_\_  
 \_\_\_\_\_

Growth Option (1)	Growth Option with Automatic Repurchase (2)	Income / Dividend Option (3)	Bonus (4)	Total Amount Invested (5=1+2+3+4)
Rs.	Rs.	Rs.	Rs.	Rs.

Cheque / DD No. : \_\_\_\_\_ Date : \_\_\_\_\_ Amount : Rs. \_\_\_\_\_  
 Bank and Branch: \_\_\_\_\_

Tear Here

## Instructions for filling an application form

1. Application must be in the Name of (a) Resident/Non Resident Individual or Individuals not exceeding 3 in number : (b) Minor through his/her parent/guardian : (c) A Hindu Undivided Family ( by the Karta acting on behalf of the HUF); (d) An Association of persons or a Body of Individuals (e) Indian Companies or Body Corporates, Trusts and Societies (f) Partnership Firm.
2. In case of HUF, the karta shall sign on behalf of the HUF. All communications will be addressed to the karta at the address given by him.
3. For minimum amount of application, please refer Minimum Investment column of this Key Information Memorandum.
4. Signatures should be in English or in any of the Indian Languages, within the box provided. Thumb impression must be attested by an Authorised Official of the Bank or by a Magistrate/Notary Public under his/her Official Seal.
5. In case of Application under Power of Attorney, the relevant Power of Attorney or certified copy thereof must be lodged along with the application.
6. Payment should be made by Cheque / Bank Draft drawn on any bank which is situated at and is a member or sub-member of the Bankers' Clearing House located at the place where the Application Form is submitted.  

In case applications submitted along with demand draft, the Fund may bear the draft charges on actual basis. The investors have to attach the copy of the acknowledgment issued by the Bank for purchase of DD which indicates the DD charges. The investor will be allotted units for the gross amount of investment.
7. Cash / Money Orders will not be accepted.
8. All Cheques/Bank Drafts must be drawn in favour of "CANARA ROBECO MUTUAL FUND" and the name of the First/Sole applicant and serial no. of the application form shall be indicated on the reverse of the Cheque/Bank Draft as the case may be.
9. Application Forms duly completed in all respects must be lodged at the identified centre for sale of units of the Scheme.
10. The acknowledgement slip will be made in favour of First/Sole Applicant.
11. Agents are not permitted to accept cash with application. The Fund shall not be held responsible for any kind of wrong tenders.
12. i) The Applicant (s) (including resident and non-resident investors) have to provide PAN, along with a certified copy the PAN card for all transactions in units of the schemes of Canara Robeco Mutual Fund irrespective of the amount of transaction. Guardians' PAN will hold valid for minor applicant until the minor attains majority.  

The certification can be done by any of the following:

  - a. The distributor/broker through whom transaction is done or
  - b. The offices of Canara Robeco Mutual Fund or
  - c. Investor Service Centers of our Registrar & Transfer Agents or
  - d. Bank Manager or
  - e. Notary
- ii) The application for transaction in units of the scheme by the investor (s), without a certified copy of PAN, should enclose :
  - In case the transaction amount is less than Rs. 50,000.00 - a copy of PAN Card or the evidence of having applied for PAN (Acknowledgement copy of Form 49A) until PAN is received.
  - In case of the transaction amount is more than or equal to Rs. 50,000.00 a copy of PAN card or evidence of having applied for PAN (Acknowledgement copy of Form 49A) and a completed Form 60/61 with the address proof.
13. Applications which are incomplete are liable to be rejected and the Trustees of Canara Robeco Mutual Fund shall not be responsible for any consequences thereof.
14. Where an application is rejected in full or part, application money will accordingly be refunded to the applicant. No interest will be paid on the amount so refunded. Letters of regret together with refund cheques, if any, will be despatched by post at the applicant's sole risk.
15. First/Sole applicant, should fill in the particulars of their operative Bank Account which is mandatory and application without bank details is liable to be rejected.
16. Documents to be submitted :
  - i) For Charitable and Religious Trusts/Association / Society :
    - (a) Trust Deed / Bye-Laws, (b) Certified copy of resolution, (c) List of authorised signatories with Specimen Signatures.
  - ii) For Companies :
    - (a) Certified copy of the Board Resolution, (b) Memorandum & Articles of Association, (c) List of authorised signatories with specimen signatures.
  - iii) For Partnership Firms : Copy of the Partnership Deed
17. The right to accept or reject any application in whole or in part lies with the Trustees.
18. **NRI - PAYMENT PROCEDURE**  
Payment by NRIs and person of Indian origin residing abroad may be made by way of Indian Rupee Draft purchased abroad or by way of cheque drawn on Non-Resident (External) (NRE) Non-Resident Ordinary (NRO) Accounts. Payments can be also made by means of Rupee Draft purchased out of NRE / NRO / FCNR accounts.

### Checklist - Please ensure that

- Your name and address is given in full.
- PAN details (along with copy a thereof) furnished failing which your application will be rejected.
- In case of investment of Rs. 50,000 and above, additionally copy of Form 60/61 with the address proof.
- Bank account details are furnished fully and correctly.
- Preferred option is selected.
- Application is completed and signed by all applicants.
- Cheques are drawn in favour of 'Canara Robeco Mutual Fund', dated, signed and crossed 'A/c Payee only'.
- On the reverse of the cheque submitted, the Application Form number is written.

## Canara Robeco Asset Management Company Ltd.

### Branch Offices

#### AHMEDABAD

Krunal Shah, Tower A, Unit No: 402/B, 4th Floor, Ganesha Plaza, Opp. Navrangpura Bus Stand, Off. C. G. Road, Ahmedabad 380 009. Email: crmf.ahmedabad@canararobeco.com  
Tel.: (079) 66610423 Cell: 98984 63830

#### BANGALORE.

S. Parthasarathy / Mrutyunjaya D. Patil, VI Floor, Naveen Complex, 14, M. G. Road, Bangalore 560 001. Email: crmf.bangalore@canararobeco.com  
Tel.: (080) 25594730, 25594731. Fax: (080) 25584521 S. Parthasarathy: 98453 89764  
M. D. Patil: 9886675234

#### BHOPAL

Saptarshi Ghosh, Kay Kay Business Centre, 1st Floor, 133, Zone 1, M.P. Nagar, Bhopal 462 011.  
Email: crmf.bhopal@canararobeco.com  
Tel.: (0755) 3013648. Cell: 98268 83317

#### CHANDIGARH

Shivagnanam, SCO 333-334, 1st Floor, Sector 35 B, Chandigarh 160 022.  
Email: crmf.chandigarh@canararobeco.com  
Tel.: (0172) 2648007. Fax: (0172) 2600531. Cell: 98156 18007

#### CHENNAI

K. Venkatesan, 770-A, 1st Floor, Spencer Annexe, Anna Salai, Chennai- 600 002.  
Email: crmf.chennai@canararobeco.com  
Tel.: (044) 28492598. Fax: (044) 28497023. Cell: 98404 44879

#### COIMBATORE

N. S. Srinivasan, Door No. A/1, Thiruvenkataswamy Road (East), R. S Puram, Coimbatore 641 012. Email: crmf.coimbatore@canararobeco.com  
Tel.: (0422) 2546453. Cell: 94433 30557

#### DELHI

Prabhat Kumar, 306, Kanchen Junga Building., 18, Barakambha Road, New Delhi 110 001.  
Email: crmf.delhi@canararobeco.com  
Tel.: (011) 23326417. Fax (011) 23354780. Cell: 98180 31699

#### GOA

Govind Gawas, Souza Towers, 1st Floor, Unit No F-13, Opp. Municipal Garden, Panaji, Goa- 403 001. Email: crmf.goa@canararobeco.com  
Tel.: (0832) 2422415, 6450631. Cell: 98812 83854, 94224 45776

#### HYDERABAD

P. Viswanadh, Flat No. 201/202, IInd Floor, Sanatana Eternal, Door No.3-6-108/1, Road No. 19, Himayat Nagar, Hyderabad 500029. Email: crmf.hyderabad@canararobeco.com  
Tel.: (040) 23261481/1482. Fax: (040) 23261480. Cell: 94404 65432

#### KOCHI

C. R. Venkitachalam, Door No. XL/6030, 1st Floor, Al-Falah Plaza, Opp. Oriental Bank of Commerce, Broadway North End, Kochi 682 031. Email: crmf.kochi@canararobeco.com  
Tel.: (0484) 2364846. Fax: (0484) 2364836. Cell: 94471 64846

#### KOLKATA

Nilotpal Banerjee, Mangalam 'A', Room No. 304, 3rd Floor, 24, Hemanta Basu Sarani Kolkata 700 001.  
Email: crmf.kolkata@canararobeco.com  
Tel.: (033) 30288275, 30283275. Fax: (033) 30280275. Cell: 98302 81046

#### KOTTAYAM

C/o. Canara Bank, Western Gate, Temple Road, Thirunakkara, Kottayam 686 001.  
Email: crmf.kottayam@canararobeco.com  
Tel.: (0481) 2583122

#### LUDHIANA

Rohit Arora, Room No. 328, 3rd Floor, Ludhiana Stock Exchange Building, Feroze Gandhi Market, Ludhiana 141 001. Email: crmf.ludhiana@canararobeco.com  
Tel.: (0161) 2421333. Fax: (0161) 2421333. Cell: 9876111204

#### MANGALORE

G. Muralidhar Shenoy, 1st Floor Essel Towers, Bunts Hostel Circle, Mangalore 575 003.  
Email: crmf.mangalore@canararobeco.com  
Tel.: (0824) 2448804 Telefax: (0824) 2445565 Cell: 94481 46416.

#### MUMBAI

Kalpesh Morekar, Construction House, 4th Floor, 5, Walchand Hirachand Marg, Ballard Estate, Mumbai 400 001. Email: crmf.mumbai@canararobeco.com  
Tel.: (022) 22621371/66585000-5010. Fax: (022) 66585012/13. Kalpesh: 98209 86257

#### NAGPUR

Shrikant Deshpande, Unit no. C/6 4th Floor Indu Yash II, 186, Cement Road Dharam Peth Extention Nagpur- 400010. Email: crmf.nagpur@canararobeco.com  
Tel.: (0712) 6615364 Cell: 98202 32025

#### PATNA

Mani Prakash, 401/402, Aashiana, Hariniwas, 4th Floor, Dak Bunglow Road, Patna 800 001.  
Email: crmf.patna@canararobeco.com  
Tel.: (0612) 2227950. Cell: 98350 58708.

#### PUNE

Kuldeep Thorgule, Deccan Mall, Office 1 & 2, 1st Floor, Deccan Gymkhana, Pune 411 004.  
Email: crmf.pune@canararobeco.com  
Tel.: (020) 65240556. Fax: (020) 25661454. Cell: 98906 74503

#### SURAT

Uday Shanbhag, Unit Nos .HG1/2, Megharatna Complex, Near State Bank of India, Athugar Street, Nanpura, Surat 395 001. Email : crmf.surat@canararobeco.com  
Tel.: (0261) 6554243. Cell: 98982 79767

#### TRICHY

S. Sundarajan, Srinivasa Complex, No. 145/74 C, Salai Road, Trichy 620 018.  
Email: crmf.trichy@canararobeco.com  
Tel.: (0431) 2750130. Cell: 9840867895

#### VADODARA

Aparajit Sarkar, 116, Siddharth Complex, R.C. Dutt Road, Alkapuri, Vadodara 390 007.  
Email: crmf.baroda@canararobeco.com  
Tel.: (0265) 2326483. Telefax: (0265) 2356843. Cell: 98256 06483.

#### VISAKHAPATNAM

Abhishek Agarwal, Vidisha Towers, 47-14-10 Flat No. 3, 3rd Floor, Dwarkanagar Main Road, Vishakhapatnam 530 016.  
Email: crmf.vizag@canararobeco.com  
Tel.: (0891) 6556645. Fax: (0891) 6631646. Cell: 9885986791

**Statutory Details :** Canara Robeco Mutual Fund (CRMF) has been set up as a Trust under Indian Trust Act, 1882. **Sponsors :** Canara Bank, Head Office, 112 J C Road, Bangalore; Robeco Groep N.V., Coolingsel 120, 3011 Rotterdam, Netherlands. **Risk Factors :** Mutual Funds and securities investments are subject to market risks and there can be no assurance or guarantee that the objectives of the Schemes will be achieved. Canara Robeco Equity Diversified, Canara Robeco Emerging Equities, Canara Robeco Fortune'94, Canara Robeco Infrastructure, Canara Robeco Expo, Canara Robeco Nifty Index, Canara Robeco Equity Tax Saver, Canara Robeco Balance, Canara Robeco Balance II, Canara Robeco CICO, Canara Robeco Income, and Canara Robeco Gilt PGS are only the name of the Scheme and do not indicate the future prospects or the returns. As with any investment in securities, the NAV of the units issued under the Schemes may go up or down depending on the factors and forces affecting the securities market. Past performance of the Sponsors/AMC/Mutual Fund do not guarantee future performance of the Schemes. The Sponsors of the Fund are not responsible or liable for any loss or shortfall resulting from the operations of the Schemes of CRMF, beyond the initial contribution of a sum of Rs. 10 lacs towards setting up of CRMF. **Investors should read the Offer Document for Scheme specific risk factors and other details before investing.**